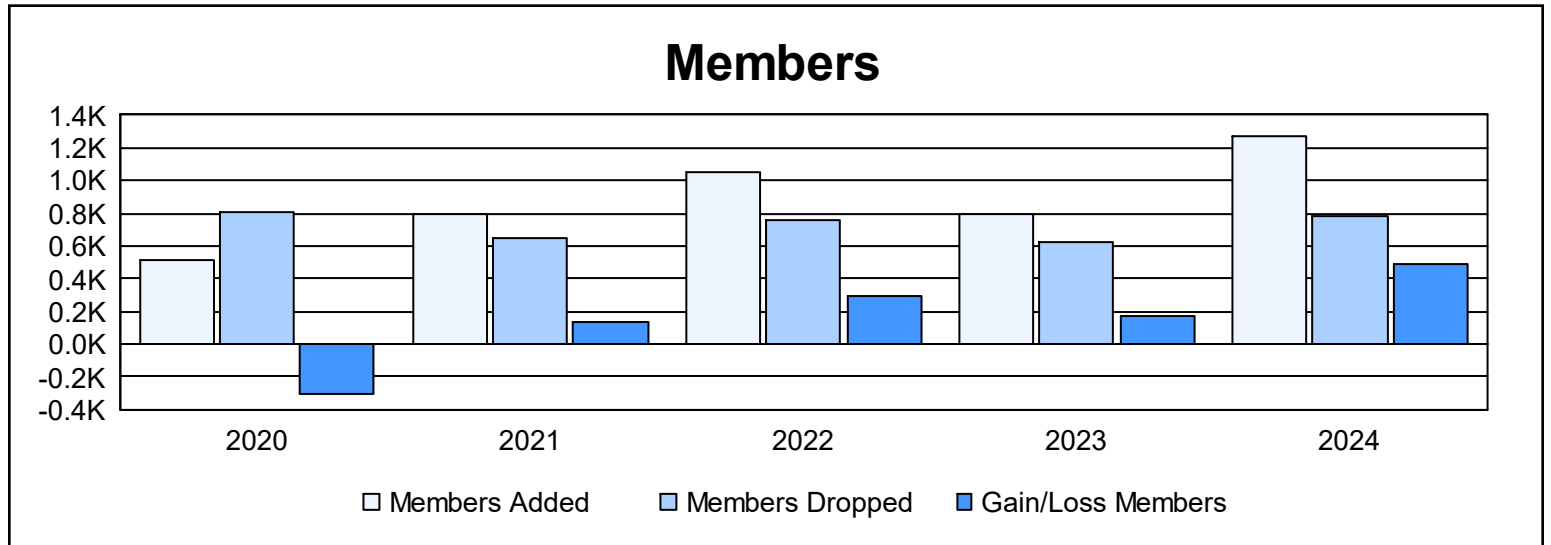
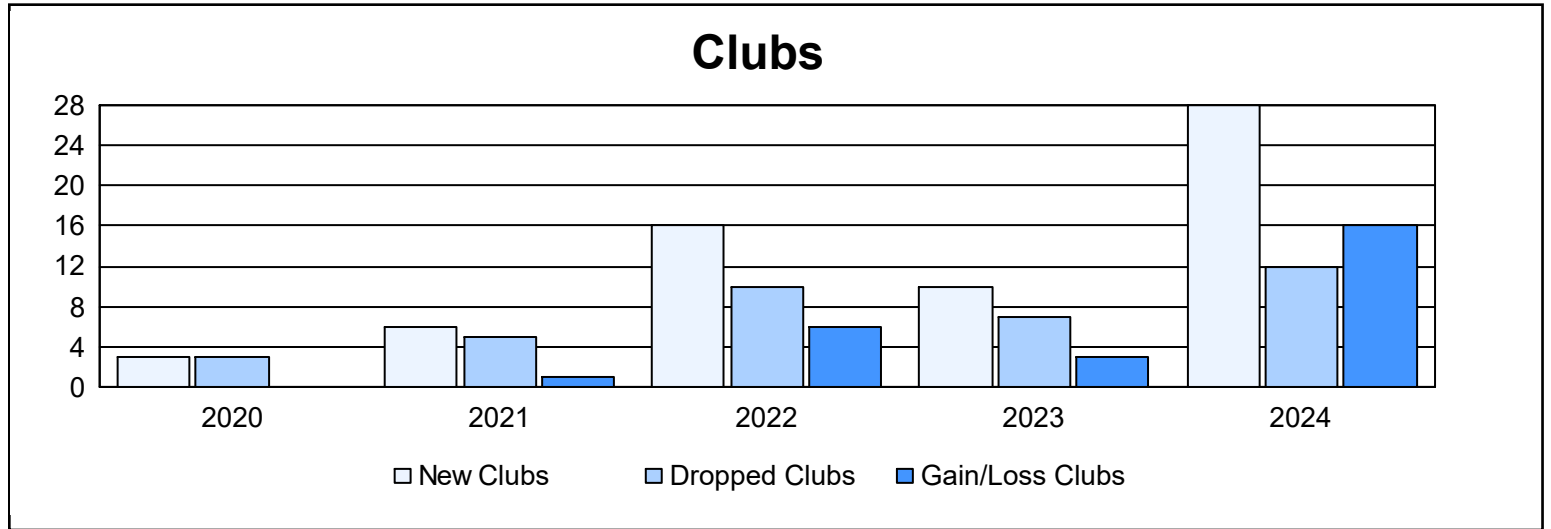
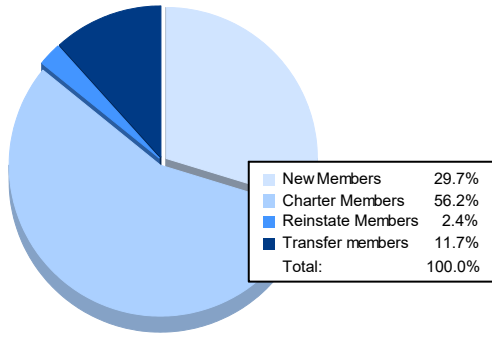


Year	New Clubs	Dropped Clubs	Gain/ Loss Clubs	New Members	Charter Members	Reinstate Members	Transfer Members	Total Member Added	Total Members Dropped	Gain/ Loss Members
2019-2020	3	3	0	225	150	45	90	510	811	-301
2020-2021	6	5	1	433	225	103	34	795	654	141
2021-2022	16	10	6	511	435	98	11	1,055	762	293
2022-2023	10	7	3	374	305	68	49	796	625	171
2023-2024	28	12	16	377	714	30	149	1,270	785	485
<b>Average</b>	<b>13</b>	<b>7</b>	<b>5</b>	<b>384</b>	<b>366</b>	<b>69</b>	<b>67</b>	<b>885</b>	<b>727</b>	<b>158</b>



### Membership Composition June 2024 Cumulative



### Gender Composition June 2024 Cumulative

